




# ALAMMAR INTERNATIONAL





# GLOBE VALVE CLASS 150 / 300 / 600 / 900 / 1500 / 2500

BS 1873



Nomenclature	Qty	Material
Body	1	ASTM A 216 Gr. WCB
Seat Rings	1	SS 13% Cr. Steel / Stellite
Disc / Throttle Cone	1	CD with 13% Cr. facing
Spindle Nut	1	AISI 410
Spindle	1	AISI 410
Bonnet Bush	1	AISI 410
Body Seal	1	SS304 Spiral Wound Metallic Gasket
Bonnet	1	ASTM A216 Gr. WCB
Bonnet Stud	As Reqd	ASTM A 193 Gr. B7
Bonnet Studs & Nuts	As Reqd	ASTM A 194 Gr. 2H
Gland Packing	As Reqd	Metallic Wire reinforced graphited Asbestos
Gland	1	AISI 410
Gland Flange	1	Carbon Steel
Cross Bolt / Nut	2/2	Carbon Steel
Eye Bolts & Nuts	2/2	Carbon Steel
Yoke Nut	1	A.I. Bronze / Ni - Resist
Hand Wheel	1	Cast Iron
Washer	1	Carbon Steel
Hand Wheel Nut	1	Carbon Steel

Valve Size	CLASS 150				CLASS 300				CLASS 600				CLASS 900			
	A		B	C	A		B	C	A		B	C	A		B	C
	Fl.	B/W			Fl.	B/W			Fl.	B/W			Fl.	B/W		
50(2")	203	203	335	203	267	267	355	203	292	292	400	254	-	-	-	-
65(2")	216	-	355	203	292	-	4 10	203	-	-	-	-	-	-	-	-
80(3")	242	242	421	254	317	317	457	254	356	356	560	356	381	381	700	305
100(4")	292	292	477	254	356	356	556	356	432	432	593	406	457	457	800	356
150(6")	406	406	575	356	445	445	668	457	559	559	837	610	610	610	1100	508
200(8")	495	495	680	457	559	559	830	610	661	661	947	610	-	-	-	-
250(10")	623	623	895	356	623	623	1206	610	787	787	1285	762	-	-	-	-
300(12")	699	699	1215	610	711	711	1160	76 2	838	838	1560	762	-	-	-	-

# LIQUID LEVEL GLASS GAUGE DIMENSION LABEL

CC Dist. (mm)	Visibility V (mm)	No of Sections
170	170	1
200	200	1
230	230	1
260	260	1
300	300	1
320	320	1
380	380	2
410	410	2
440	440	2
470	470	2
500	500	2
530	530	2
560	560	2

CC Dist. (mm)	Visibility V (mm)	No. of Sections
1040	1040	3
1050	1050	4
1100	1100	4
1160	1160	4
1200	1200	4
1250	1250	4
1280	1280	4
1320	1320	4
1340	1340	4
1360	1360	4
1400	1400	4
1460	1460	5
1520	1520	5



CC Dist. (mm)	Visibility V (mm)	No of Sections
600	600	2
630	630	2
650	650	2
680	680	2
700	700	3
730	730	3
750	750	3
800	800	3
830	830	3
840	840	3
900	900	3
950	950	3
980	980	3

CC Dist. (mm)	Visibility V (mm)	No. of Sections
1580	1580	5
1610	1610	5
1660	1660	5
1680	1680	5
1700	1700	5
1740	1740	5
1760	1760	5
1800	1800	6
1860	1860	6
1880	1880	6
1920	1920	6
1940	1940	6
2000	2000	6

## BALL VALVES CLASS 150/300/900


**CAST CARBON STEEL SPLIT-BODY, FULL-BORE DESIGN \* FIRE SAFE \* VENTED BALL**



PART SPECIFICATION	
1.	BODY.MATERIALS CI, CS, FS, SS
2.	BALL (VENTED) STAINLESS STEEL ASTM A 351 TYPE CF8M
3.	STEM STAINLESS STEEL ASTM A 276 TYPE 316
4.	SEAT CARBON FILLED PTFE
5.	PACKING SET GRAPHITE AND BRAIDED GRAPHITE
6.	PACK GLAND CARBON STEEL PLATED
7.	GASKET 304 SS/GRAPHITE SPIRAL WOUND
8.	BODY STUD CARBON STEEL A 193 GRADE B7M
9.	BELLEVILLE WASHER STAINLESS STEEL



## MANIFOLD VALVE



Five port manifold valve  
5 Valve Manifold Valve

## NEEDLE VALVE

Forged Body Gauge Valve with Bleed Screw



1/8 to 1 Inch  
Die Forge Body, Union Bonnet with Bakelite Handle or T bar Handle,  
Different sizes upto 1/2" M & F are available.  
Material: SS 316 / SS 316 L / SS 304 / CS / BRAS

## CAST IRON DIAPHRAGM VALVE INSIDE SCREW NON - RISING SPINDLE

Size	Range to Range [Without Lining]	FLANGE DIMENSION AS PER BS10 TABLE "D"		
½	4	2 5/8	4	9/16
¾	4 5/8	2 7/8	4	9/16
1	5	3 1/4	4	9/16
1 1/4	5 3/4	3 7/6	4	9/16
1½	6 1/4	3 7/8	4	9/16
2	7 ½	4½	4	11/16
2½	8 ½	5	4	11/16
3	10	5 3/4	4	11/16
4	12	7	4	11/16
5	14	8 1/4	8	11/16
6	16	11	8	11/16
8	20½	9 1/4	8	11/16
10	25	14	8	7/8
12	29½	16	12	7/8



Description	Material	Details
Body	Cast Iron	Screwed or Flanged, Screwed Only upto 2"
Bonnet	Cast Iron	Square / Round Shape
Compressor	Cast Iron	with Fingers supporting the diaphragm when closed
Hand Wheel	Cast Iron	Seating type wheel for easy operation
Spindle	Mild Steel	Can be made at Brass / Stainless Steel
Nut & Bush	Goa Material / Steel	For easy & smooth operation
Diaphragm	Rubber	Natural rubber, Neoprene Rubber Hypalan & Reinforced to stand heavy pressure
Bolts / Studds & Nuts	Mild Steel	For securing the Bannet Body

## PULSE JET VALVE



Size Range	3/8" to 4" Screwed/ Flanged1 / Triclover
Body & Bonnet Construction	ASTM A 351 GR. CFS, CF 8M, LM 6
Diaphragm	Nitrile or Neoprene / Viton / PU / Teflon
Temperature or Fluid	(-) 5° C to 210°c
Voltage	24,48,110,220, VoltsAC,50Hz 12, 24, 48, 110, 220 Volts DC

# SWING CHECK VALVE CLASS 150 / 300

IS 5312 / 1984 BS 1868 / API 6D



Nomenclature	Qty	Material
Lever Arm	1	ASTM A 216 Gr. WCB ASTM A351 Gr. CF8/CF8M/CN7M
Arm Nut	1	CS / SS 316 / SS 304
Disc	1	CS with 13% Cr Facing Integral Seat for Alloy Steel Valve
Seat Ring	1	AISI 410, 304, 316. A-20
Arm Pin	1	ASTM A 216 Gr. WCB ASTM A351 Gr. CF8/CF8M/CN7M
Bracket	1	ASTM A 216 Gr. WCB ASTM A351 Gr. CF8/CF8M/CN7M
Body	1	ASTM A 216 Gr. WCB ASTM A351 Gr. CF8/CF8M CN7M
Body Seal	1	Compressed Asbestos Fibre
Stud & Nut	As Reqd	ASTM A193 Gr B7 ASTM A194 Gr 2B
Cover Plate	1	ASTM A 216 Gr. WCB ASTM A351 Gr. CF8/CF8M/CN7M
Bracket Stud / Nut	2/2	Carbon Steel / S.S. 304 / S.S. 316

Swing Check Valve Dimension Table  
150 / 300 / 600

Valve Size m mm	2 50	2.5 65	3 80	4 100	5 125	6 150	8 200	10 250	12 300	14 350	16 400	18 450	20 500	22 550	24 600	26 650	28 700	30 750
L	8.0 203	8.5 216	9.5 241	11.5 292	13 330	14.0 356	19.5 495	24.5 622	27.5 698	31.0 787	34.0 864	38.5 978	38.5 978	42.0 1067	51.0 1295	51.0 1295	57.0 1448	60 1524
H a pp	145	165	170	205	225	255	300	340	485	465	595	545	600	695	750	775	800	825
Wl kp a pp (FIE)	18	25	30	52	56	92	136	220	345	485	570	770	1055	1255	1325	1500	1650	1865



## PLUG VALVE

Specifications :

Design and manufacture standards: ANSI B16.34, API 6D, API 599.

Face to face: ANSI B16.10,

End flange: ANSI B16.5, ANSI B16.25,

Material: Carbon Steel, Stainless Steel

Inspection Standard: API 598

Body: WCB / WC6 / WC9 / Cf8 / CF8M / Cf3 / CF3M / MONEL / CI

Size: 1" - 24"

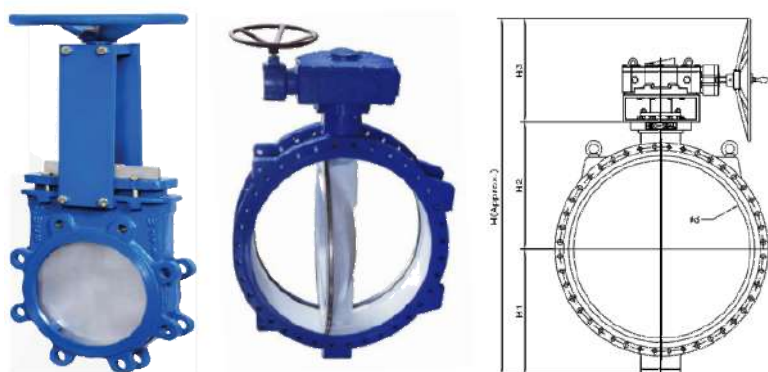
Class: 150 LBS - 1500LB

# PNEUMATIC DIAPHRAGM OPERATED CONTROL VALVE

Body Bonnet	ASTM A216 Gr. WCB, C.S. Bronze
End Connection	Flanged Ends to ANSI B16.5 RF 150 # / 300 #
Tnms	S . Steel AISI 410 Gr. & Hard Chrome Plated
Stem Packings	Self Adjusting Spring Loaded Teflon 'V' Packing
Plug & Sealing	Metal to Metal Seated Stellited Plug & Hardened Seat soft seated Teflon
Pressure - Temp. Rating	As per ANSI B 16.5 150 # / 300 #
Leakage	Metal to Metal Seated Class III - Soft Seated Teflon Class IV
Type	Diverting and / or Mixing
Working Temp	Metal to Metal Seated 200°C Soft Seat / Teflon Seat 300°C
Actuator	Sheet Metal Pressing
Cover Yoke	Fabricated Steel
Diaphragm	Polyurethane / Hyplon
Spring	Stainless Steel
Pneu. Working	Upto 2 bar max. for sizes up to 50mm
Pressure	65mm & above upto 3.2 bar max
Oper. Cycle	240 cy/hr. (approx) upto 25mm (Tested on Air on other fluids, this figure may vary)
Size Range	½" to 4" Flanged / Screwed



# KNIFE EDGE GATE VALVE / BUTTERFLY VALVE



Size Range	2" to 84"
Body	ASTM A 351 Gr. CF 8/CF 8M/ Combination of WCB & SS
Knife Plate	SS 304 / SS 316
Seat	Nitrile (Silicon, EPDM, Vitron, Teflon, & Metal Seated on request)
Packings	PTFE - Impregnated asbestos layered with molded rubber
Basses	SS 304 / SS 316
Hydraulic Test	Body : 11 Kg / cm 2 Seat: 2.8 Kg/ cm2
Pressure	

VALVE SIZE	AWWA C504 CLASS	A	B	C	D	E Qty.	E Tap	E Deep	F	G	H	J	K	L	N	T	TURNS TO OPEN	NO. OF BOLTS	BOLT SIZE	ACTILATOR SIZE	SHPG WT.
3	250B	5.00	6.00	7.50	0.94	4	5/8-.11	1.06	6	7.56	1.50	9.62	9.38	8.00	2.50	-	15	4	5/8	LS-1	71
4	250B	5.00	7.50	9.00	0.94	0	-	-	6	7.56	1.50	9.62	9.38	8.00	2.50	-	15	8	5/8	LS-1	71
6	250B	5.00	9.50	11.00	1.00	4	3/4-.10	1.00	7	8.25	1.50	10.38	9.38	8.00	2.50	0.69	15	8	3/4	LS-1	90
8	250B	6.00	11.75	13.50	1.12	0	-	-	8	9.18	1.50	11.25	9.38	8.00	3.00	1.18	15	8	3/4	LS-1	125
10	250B	8.00	14.25	16.00	1.16	0	-	-	10.00	11.69	2.00	14.12	10.38	12.00	4.00	1.13	20	12	7/8	LS-2	200
12	250B	8.00	17.00	19.00	1.25	0	-	-	11.06	12.75	2.00	15.25	10.38	12.00	4.00	2.13	20	12	7/8	LS-2	250
14	250B	8.00	18.75	21.00	1.38	0	-	-	13.50	15.69	3.50	19	15.06	20.00	4.00	3.13	35	12	1	LS-3	400
16	250B	8.00	21.25	23.50	1.44	0	-	-	14.62	16.69	3.50	20	15.06	20.00	4.00	4.13	35	16	1	LS-3	480
18	250B	8.00	22.75	25.00	1.56	4	1 1/8-7	1.56	15.50	18.12	5.00	21.62	18.25	24.00	4.00	5	50	16	1 1/8	LS-4	60
20	250B	8.00	25.00	27.50	1.69	4	1 1/8-7	1.69	17.50	20.12	5.00	23.62	18.25	24.00	4.00	6.06	50	20	1 1/8	LS-4	775
24	250B	8.00	29.50	32.00	1.88	4	1 1/8-7	1.88	20.50	23.12	5.00	26.62	18.25	24.00	4.00	8.06	50	20	1 1/4	LS-4	1,085

# ALAMDAR INTERNATIONAL



## Head Office :

34, Jackson Lane, Clive Square, Shop No - G9 , Kolkata - 700 001  
Phone: +91( 033) 2243-5134 | +91( 033) 2248-4210 | +91 7980937046 | +91 9903861421  
Email: sales@alamdarinternational.com | alamdarinternational21@gmail.com

## Regd Office :

16F/2, Syedna Mohammed Burhanuddin Road,  
Burhani Manzil – Kolkata – 700046  
Phone: +91 9831075916, +91 9903861421

## Factories :

Unit-I: 66, Srinath Poul Lane, Howrah-1  
Unit-II: Math Bagan, National Highway 6,  
Salop Howrah – 711 049, West Bengal, India

## Branch Office

4-4-29, Mahankali Street, Ground Floor,  
Ranigunj, Secunderabad - 500003  
Ph: 040-27713226 Email : ucs2@redimail.com  
Website : www.alamdarinternational.com

## Branch Office :

Silicon oasis, FZCO Economic zones  
Dubai - UAE, Post Box No - 341041  
Phone: +971 542375253  
Email: ucs.uae21@gmail.com

## Branch Office :

Surja Devi Complex, Shop No. 119, 2nd Floor,  
Garbajans Tall, Raipur - 492009  
Email : ucs2@redimail.com

